


ME-FC·FD Series

105°C Miniature, Mid. and High Voltage
105°C Low Profile, Mid. and High Voltage

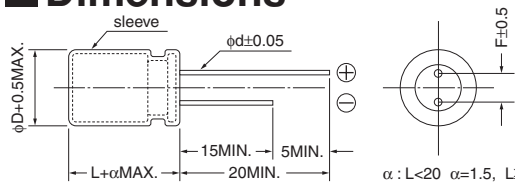


- 105°C, 1000 to 2000hrs.
- Do not clean the capacitors using solvent.

Specifications

Items	Specifications						
Rated voltage (V)	160	200	250	350	400	450	
Category temperature range (°C)	-40 to +105					-25 to +105	
Capacitance tolerance (%)	±20					(120Hz/20°C)	
Tangent of loss angle (tanδ) (MAX.) (120Hz/20°C)	0.20	0.20	0.20	0.25	0.25	0.25	
Leakage current (L.C.) (μA/after 2min.) (MAX.)	CV≤1000	0.03CV+15					
	CV>1000	0.02CV+25					
Impedance (120Hz) ratio at low temperature (MAX.)	Z _{-25°C} /Z _{20°C}	3	3	3	4	6	6
	Z _{-40°C} /Z _{20°C}	6	6	6	8	10	—
Endurance 105°C	Test	φ5 to φ8 : 1000hrs., φ10 to φ18 : 2000hrs.					
	ΔC/C	Within ±20% of the initial value					
rated voltage applied (With the rated ripple current)	tanδ	≤ Twice the initial specified value					
	L.C.	≤ The initial specified value					

Dimensions



α : L<20 α=1.5, L≥20 α=2.0
A pressure relief vent is attached to products over φD=6.3

(Unit : mm)

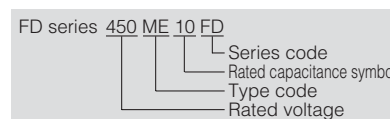
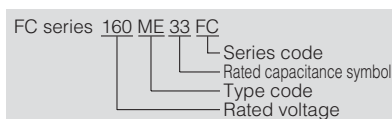
φD	5	6.3	8	10	12.5	16	18
F	2.0	2.5	3.5	5.0	5.0	7.5	7.5
φd	0.5	0.5	0.6	0.6	0.6	0.8	0.8

Size List, Rated Ripple Current

μF \ V	160	200	250	350	400	450						
0.47	5 x 11	7	5 x 11	8	5 x 11	8	6.3 x 11	10	6.3 x 11	10		
1.0	5 x 11	11	5 x 11	16	5 x 11	18	6.3 x 11	20	8 x 11.5	20	8 x 12.5	18
2.2	6.3 x 11	22	6.3 x 11	24	6.3 x 11	25	8 x 11.5	28	8 x 11.5	28	10 x 16	28
3.3	6.3 x 11	28	6.3 x 11	32	8 x 11.5	34	8 x 12.5	36	10 x 12.5	36	10 x 20	36
4.7	6.3 x 11	39	8 x 11.5	40	8 x 11.5	41	10 x 12.5	47	10 x 16	47	12.5 x 20	47
10	8 x 11.5	63	8 x 12.5	64	10 x 12.5	66	10 x 20	70	10 x 20	70	12.5 x 25 16 x 21	70
22	10 x 12.5	107	10 x 16	112	10 x 20	119	12.5 x 25 16 x 21	123	12.5 x 25 16 x 21	126	16 x 25 18 x 21	125
33	10 x 20	137	10 x 20	147	12.5 x 20	154	16 x 25 18 x 21	158	16 x 25 18 x 21	161	16 x 30 18 x 25	154
47	12.5 x 20	172	12.5 x 20	175	12.5 x 25 16 x 21	182	16 x 30 18 x 25	182	16 x 30 18 x 25	189	18 x 35.5	172
68	12.5 x 20	217	12.5 x 25 16 x 21	228	16 x 25 18 x 21	235	16 x 35.5 18 x 30.5	242	18 x 35.5	249		
82	12.5 x 25 16 x 21	270	16 x 21	277	16 x 30 18 x 25	284	18 x 35.5	294				
100	12.5 x 25 16 x 21	287	16 x 25 18 x 21	301	16 x 35.5 18 x 25	302						
150	16 x 30 18 x 25	385	16 x 35.5 18 x 30.5	403	18 x 35.5	412						
220	16 x 35.5 18 x 30.5	522	18 x 35.5	532								

Upper ; FC series
Lower ; FD series
0.47μF to 4.7μF ; FC series

■ Model No.



Rated ripple current
mAr.m.s. (120Hz, 105°C)

Case size ; φD x L (mm)